

Welcome Back!

Class of 2021





N Level Results Release

17 Dec 2021

How are you feeling?



happy



embarrassed



scared



nervous




goofy



surprised



quiet



annoyed



cool



sad



tired



excited



bored



sick



frustrated



angry



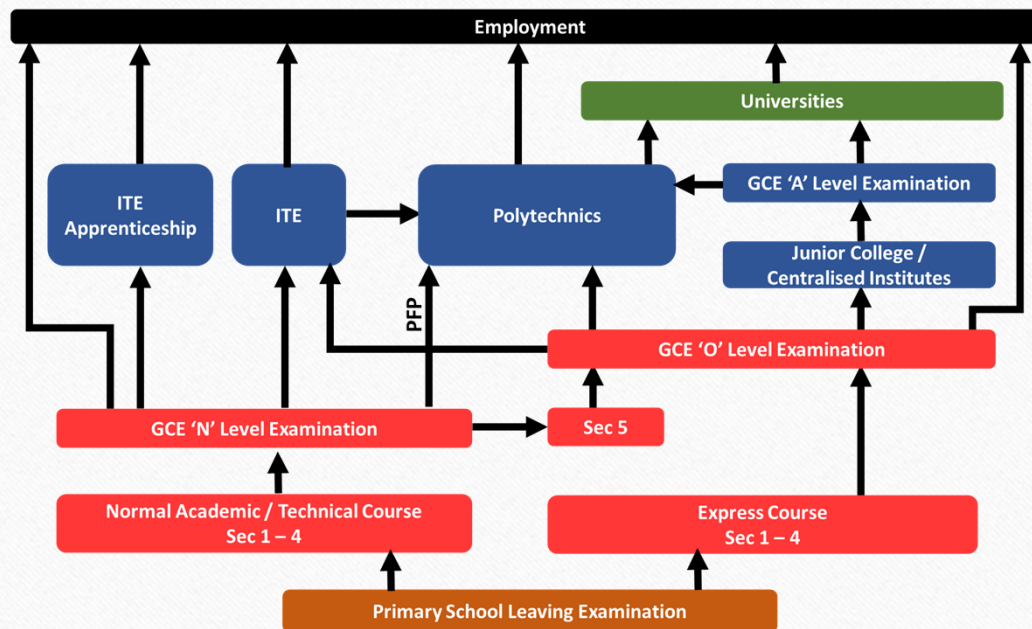
funny



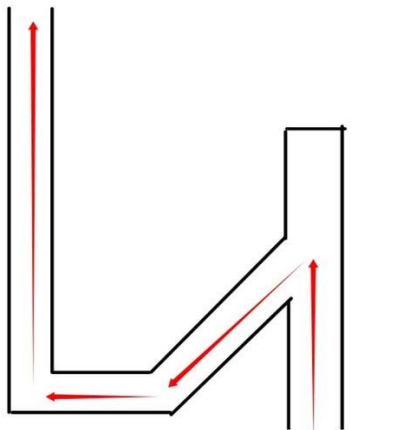
proud

Whatever you are
feeling, it is natural

Multiple Pathways to Learning

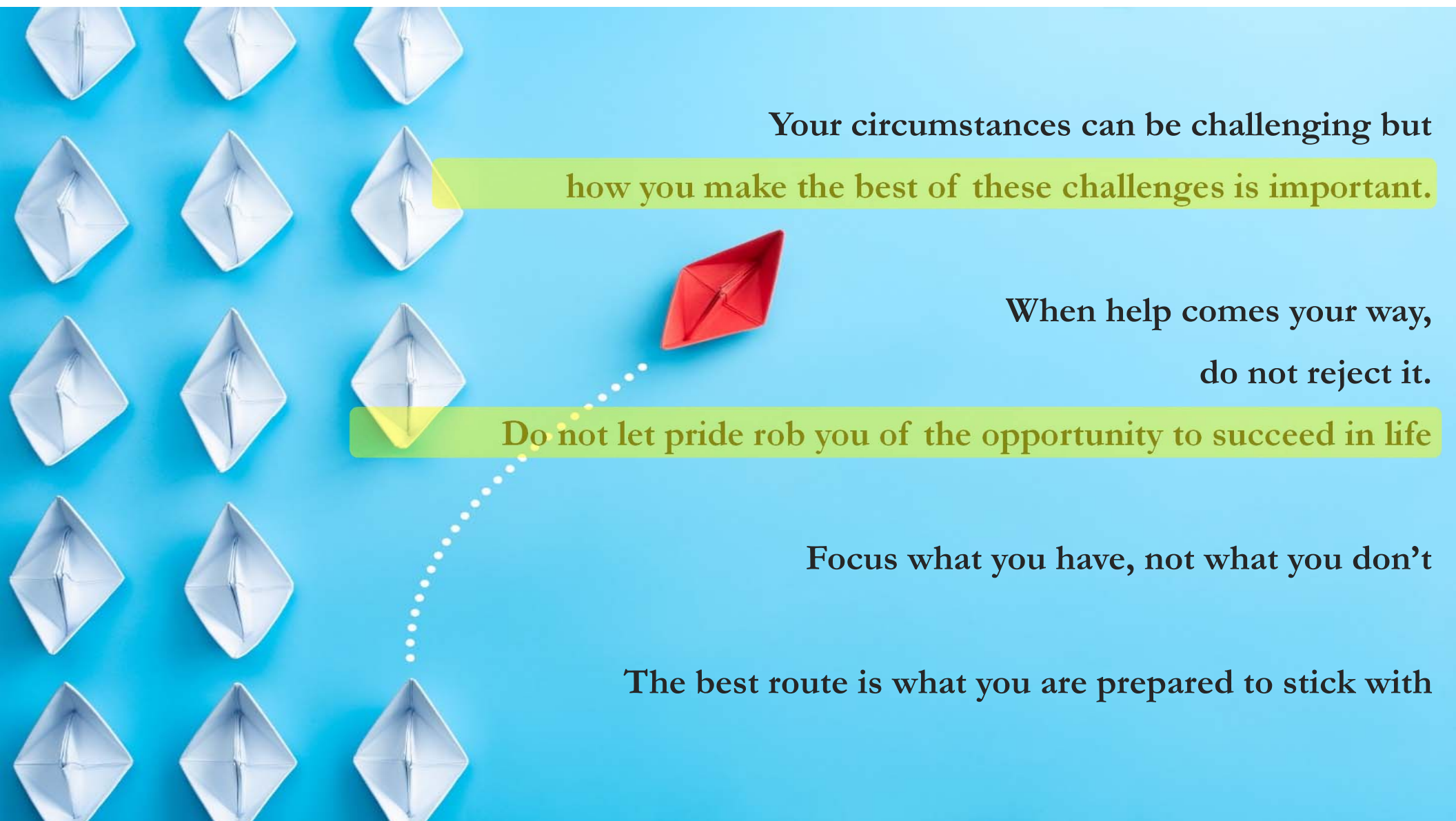


The better road may not be the more obvious or popular one



**Life is not about getting there first.
It is about getting there**





Your circumstances can be challenging but
how you make the best of these challenges is important.

When help comes your way,
do not reject it.

Do not let pride rob you of the opportunity to succeed in life

Focus what you have, not what you don't

The best route is what you are prepared to stick with


*Believe in yourself that you are good
enough to succeed in life.
Choose the right pathway that will
make that happen.*



Celebrate Efforts

The N-Level is a culmination of years of hard work and perseverance. Let's celebrate our efforts regardless of the results.

Let's mark the end of the academic year by reflecting together on all our previous successes in school and the challenges we have overcome!



Think Opportunities

As you await your GCE N-Level results, there are some possibilities:

- ☐ You are happy that your results meet your expectations,
- ☐ You are overjoyed that your results exceed your expectations, or
- ☐ You are worried/upset because your results fall short of your expectations

Many pathways and opportunities!



Remember that **everyone's** learning journey is different
but **we** can each have a fulfilling outcome!

No matter the circumstances, there is always a way forward.

Stop

- Stop any unhelpful thoughts or actions that would make you more upset.
- Inhale deeply and exhale slowly using 10 counts as you relax your muscles. Acknowledge your emotions.

Think

- Think through the different options that are available for you. Keep things in perspective.
- Remember that the N-Level is just one part of your life journey and not the destination.

Do


- Approach a trusted adult and seek his/her help. Have a conversation with this person about what would be best for you.
- Make a decision based on your options and take action.

When you receive your results, you may feel overwhelmed by emotions.

Managing these emotions well will allow you to stay calm and make rational decisions.

Reaching out for help is a sign of strength, not weakness.

If you have any concerns or are not coping, do reach out to someone you trust and speak with them. It could be a parent/guardian, teacher, School Counsellor or a friend that you can talk to.



Having difficult emotions during a stressful and uncertain period is normal.

Keep a lookout for some of these signs in your peers or yourself.

D

Deliberately avoiding others

I

Increased irritability, restlessness, agitation, stress and anxiety

S

Sending or posting moody messages on social media

T

Talking about death or dying

R

Reacting differently or gradually losing interest in things they used to like

E

Eating more than usual or having a much reduced appetite

S

Sleep pattern changes with difficulty falling asleep or oversleeping

S

Slowing down of energy levels

If you notice any of these signs in yourself or your friends,
have a chat with your school counsellor or teacher
Or contact SOS 24-hour hotline at **1800-221-4444**



Ministry of Education
Singapore

© 2020 Guidance Branch, Student Development Curriculum Division (SDCD), Ministry of Education, Singapore. No part of this final product may be reproduced or transmitted in any form or by any means, electronic or mechanical, including photocopy, recording or any other information storage and retrieval system, without written permission from SDCE, MOE.

Supporting Your Friend

We may each experience different emotions upon receiving the results. You can share your friends' joy by congratulating them or give words of encouragement to friends who may be disappointed with their results.



Keep a lookout for your friends in distress. You can support them in the following ways:

Calm them down

“Are you ok? Calm down, take a few deep breaths.”

Hear them out

“I am here to listen to you.” or “I am here for you.”

Empathise with them

“It sounds like you are disappointed.” or “It seems like this is a difficult time for you.”

Encourage seeking help

“Thanks for sharing. Why don't we speak with a trusted adult who can help?”

Refer your friend to a trusted adult

“Let's talk to our teacher or our School Counsellor so they can better support you. Do share your feelings with your parents/guardians too. Would you like me to accompany you?”

Help is readily available for you.

There are other hotlines and chats available if you are more comfortable seeking help using these platforms.



SOS

SOS provides round the clock emotional support for those in distress, thinking of suicide or affected by suicide. This service is manned by trained volunteers.

Call: **1-767** or **1800-221-444**
(24-hour helpline)

There are also alternative avenues for emotional support through email and text messaging.

Email: **pat@sos.org.sg**
(Response within 48 hours)

SOS Care Text: **www.sos.org.sg**
(6pm – 6am on Mon to Thu and 6pm to 11:59pm on Fri)

Community Health Assessment Team (CHAT)

If you experience prolonged difficulties, CHAT provides personalised and confidential mental health checks and face-to-face consultation for youth aged 16 to 30. To speak with a youth support worker, you can:

Visit: **CHAT Hub at *SCAPE, #05-05** or

Call: **6493 6500/ 6501** or

Email: **CHAT@mentalhealth.sg**

Help is readily available for you.

There are other hotlines and chats available if you are more comfortable seeking help using these platforms.

eC2

eC2 is an e-Counselling Centre where you can talk to a trained counsellor about the issues you are facing, right where you are.

Youths may chat with a counsellor online at:

www.ec2.sg

Monday – Friday
(Excluding Public Holidays): 10am – 12pm
& 2pm – 5pm

TOUCHline

TOUCHline is a helpline to provide youths with emotional support and practical advice.

Call: **1800 3772252**

Monday – Friday
(Excluding Public Holidays): 9am – 6pm

mindline.sg

mindline.sg is an online platform that provides tools, tips and resources to help you manage your health and well-being. Explore and find out how you can improve your mental well-being and support your friends too.

Find out more:
www.mindline.sg



Thinking About Your Next Step



Use 3 Key ECG
Questions To Help
You Get Started

Who am I?

The more I know about myself, the better my decisions.



Where do I want to go?

There are many pathways with opportunities for continuous learning and recognition.

How do I get there?

Be resilient, explore various pathways and be open to possibilities.

Sources of ECG Support



Speak to an ECG Counsellor

Making informed decisions is important for successful transition from school to further education.

Speak with your teachers and ECG Counsellor in school, besides your parents, on the possible pathways.

MOE ECG Centre offers online or phone counselling services to GCE N-Level students from 13 – 24 December 2021 (Weekdays: 9.00 am to 5.00 pm; 18 December, Saturday & 24 December, Friday: 9.00 am to 12.30 pm).

Details on how to make an appointment can be found in the What's Next pamphlet distributed to you.

Make an online or phone counselling appointment with the ECG Centre @ MOE (Grange Road) through

<https://go.gov.sg/moe-ecg-centre>.



Booking of Appointment with ECG Counsellor

Go to go.gov.sg/ecg-bookappt to make an appointment (for Mon 20 Dec and Tues 21 Dec morning). You may choose **any ECG Counsellor**.

1. You will receive an email to confirm the appointment has been made.
2. Depending on the ECG Counsellor you choose, **zoom details for the session** may be sent to you via **email** or **WhatsApp**, before the session.

IMPORTANT: To be admitted to the Zoom session, please name yourself in the “<school short form> - <name>” format e.g. **JYS - Sam Ong**



N-Level ECG Counselling

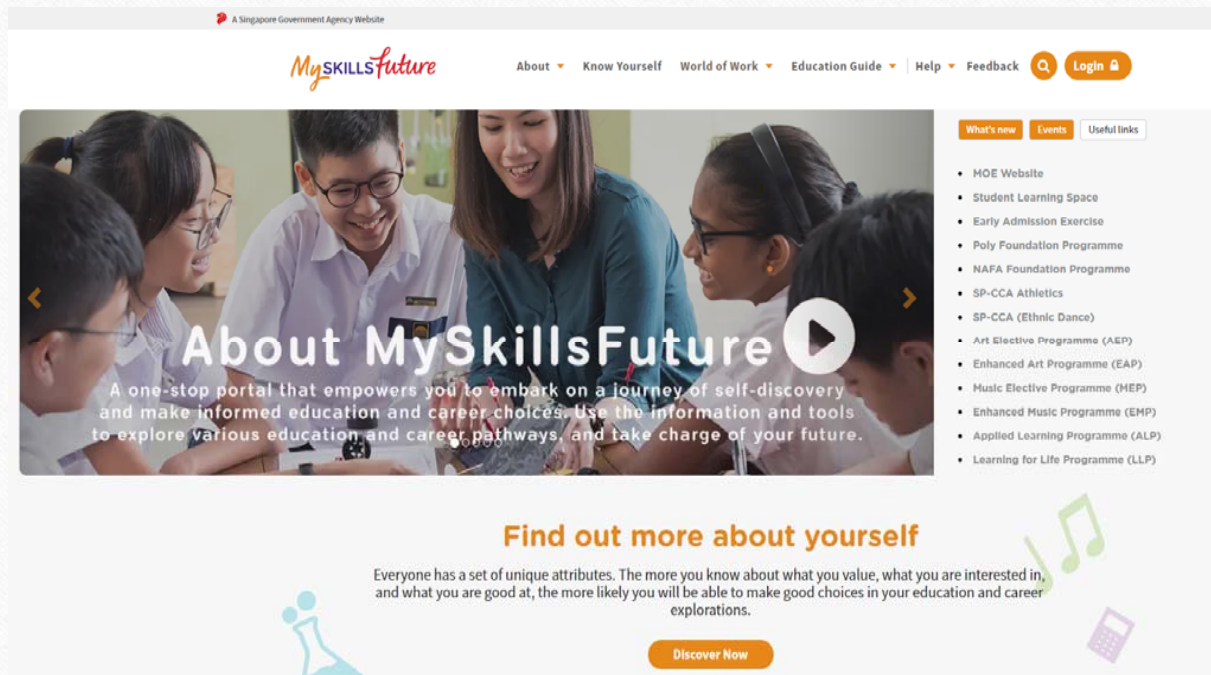
1 ECG Counsellors 2 Times 3 Information 4 Review

You may choose any ECG counsellor if your school ECG counsellor is not available.

Ms Kate Choo (Zoom meeting details will be sent to your email. Please look out for it.)	>
Ms Kathrine Yang (Zoom details will be sent via WhatsApp 6832 9409. Please look out for it.)	>
Ms Pauline Low (Zoom meeting details will be sent to your email. Please look out for it.)	>
Ms Samantha Woo (Zoom details will be sent via WhatsApp 6832 9411. Please look out for it.)	>
Mr Syahril (Zoom details will be sent via WhatsApp 6832 9412. Please look out for it.)	>

MySkillsFuture Student Portal (Secondary)

Visit <https://go.gov.sg/MySFSec> for more information on post-GCE N-Level options




The screenshot shows the MySkillsFuture Student Portal (Secondary) website. At the top, there is a navigation bar with the MySkillsFuture logo and links for About, Know Yourself, World of Work, Education Guide, Help, Feedback, and a Login button. Below the navigation bar is a large banner image showing a group of students and a teacher interacting. The banner text reads: "About MySkillsFuture" and "A one-stop portal that empowers you to embark on a journey of self-discovery and make informed education and career choices. Use the information and tools to explore various education and career pathways, and take charge of your future." To the right of the banner is a list of "Useful links" including: MOE Website, Student Learning Space, Early Admission Exercise, Poly Foundation Programme, NAFA Foundation Programme, SP-CCA Athletics, SP-CCA (Ethnic Dance), Art Elective Programme (AEP), Enhanced Art Programme (EAP), Music Elective Programme (MEP), Enhanced Music Programme (EMP), Applied Learning Programme (ALP), and Learning for Life Programme (LLP). Below the banner is a section titled "Find out more about yourself" with a paragraph: "Everyone has a set of unique attributes. The more you know about what you value, what you are interested in, and what you are good at, the more likely you will be able to make good choices in your education and career explorations." At the bottom of this section is a "Discover Now" button.



<https://go.gov.sg/mysfsec>

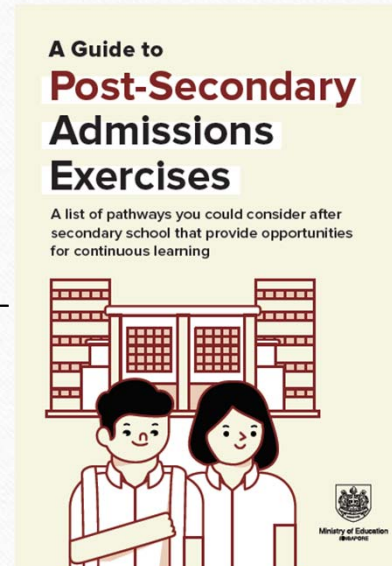
Post- Secondary Education



Post-Secondary Education booklet

Learn more about the post-secondary landscape at

<https://moe.gov.sg/post-secondary/overview>



Post-Secondary Admissions Exercises booklet

A list of pathways you could consider after secondary school

<https://moe.gov.sg/post-secondary/admissions>





The N-Level is not the destination.

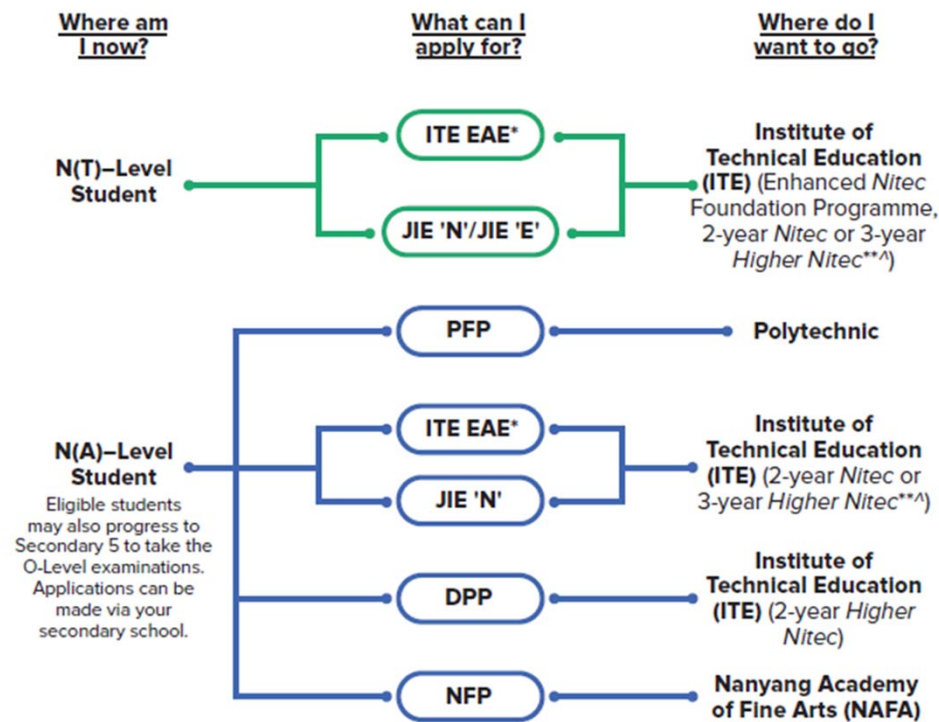
It is part of your education journey.

No matter what the results are, you must remember that your results do not determine who you are or how successful you will be in the future!

Progression Pathway after GCE 'N' Level



Admissions Exercises for N-Level Students



<https://www.moe.gov.sg/post-secondary/admissions>

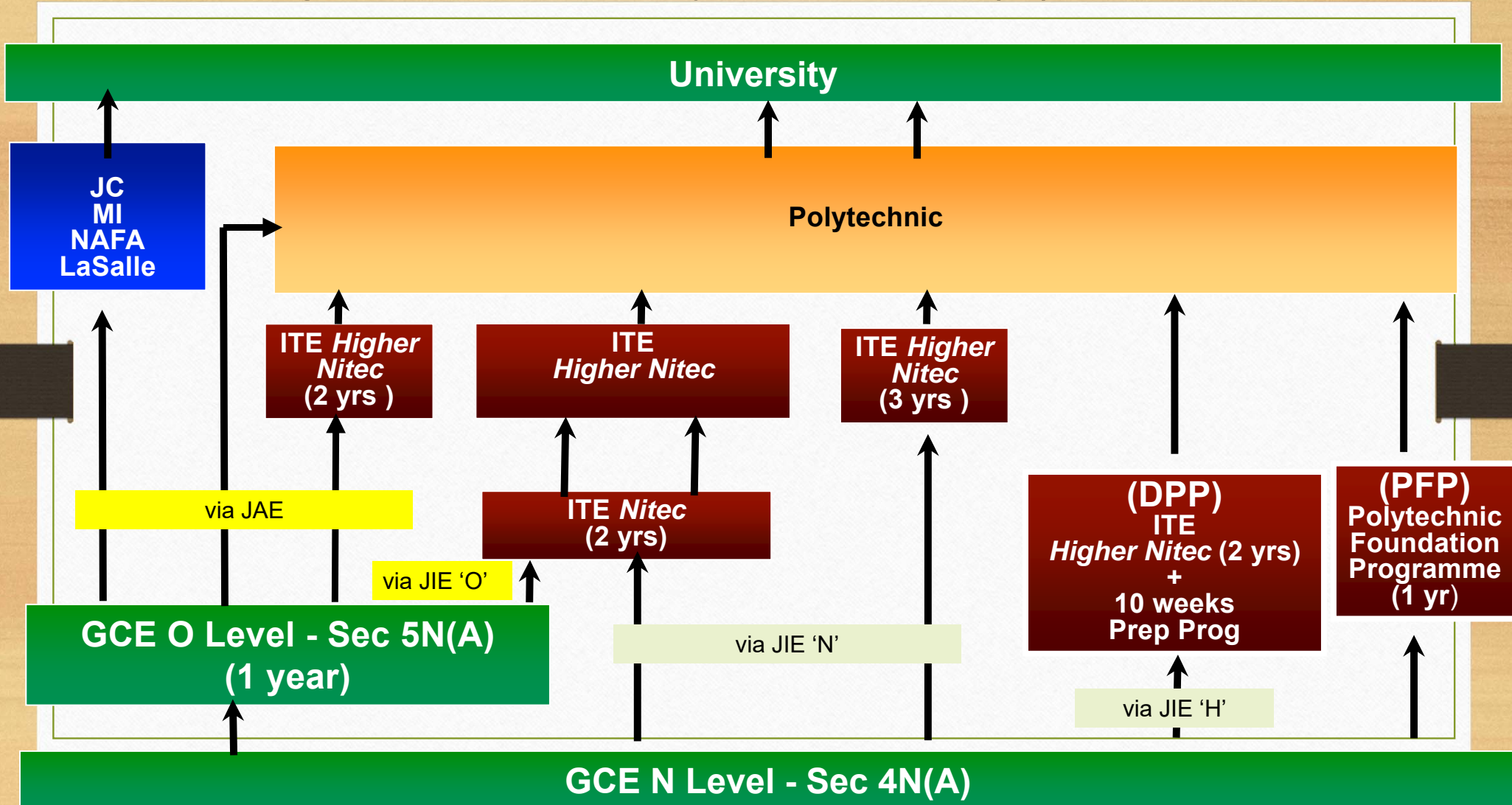


Source: A Guide to Post-Secondary Admissions Exercises

Progression Pathway for Sec 4N(T) Students

- Progression to ITE – Nitec (JIE ‘N’)
- Sec 4N(T) students with 0 or 1 N(T)-Level subject pass have the option to enrol in the enhanced Nitec Foundation Programme (eNFP), where they will acquire a Nitec qualification at the end of three years. (JIE ‘E’)
- The eNFP aims to strengthen students’ literacy and numeracy foundations, to help them successfully complete their Nitec courses.

Progression Pathway for Sec 4N(A) Students



Progression Pathway for Sec 4N(A) Students

ELMAB3	Pathways		
ELMAB3 \leq 12 (all 5 subjects must be grade 3 or better)	Eligible to be promoted to Sec 5N(A)	ITE DES-to-Poly Prog (DPP) - Higher Nitec (Grade for <u>EL</u> and <u>Maths</u> must be 4 or <u>better</u>)	Polytechnic Foundation Prog (PFP)
ELMAB3 \leq 19 (Meet course-specific entry requirements)			ITE – Nitec/ Higher Nitec
ELMAB3 \geq 20	ITE - Nitec		

Eligibility for 4N(A) repeat will be on a case-by-case basis

Computation of ELMAB3

EL - English

MA – Mathematics

B3 - Other Best 3 Subjects

At least Grade 5 or better for all subjects used in computation of ELMAB3

Polytechnic Foundation Programme (PFP)

- For N(A) students who are academically strong and clearly polytechnic bound
- Suitable for students with blended learning styles (conceptual and applied)
- Application starts after the release of O Level Results in **January**. Students interested in applying PFP **will continue with their Sec 5 education first.**

ITE DES-to-Poly Prog (DPP)

- Prepares Sec 4N(A) students for progression into selected **polytechnic diploma** courses via a **10-week DPP preparatory** course and **2-year Higher Nitec programme** at ITE
- Students will be **assured of a place in a related Polytechnic Diploma** course if they **meet the qualified criteria** for progression
- Student eligible for DPP will **receive a copy of Form N** as an invitation to apply for DPP.

ITE DES-to-Poly Prog (DPP)

- About 1,200 DPP places are offered across 18 Higher Nitec Courses
- **Advantage** of choosing DPP over Sec 5N
 - Direct entry to Higher Nitec, which is otherwise only available for O-level holders
 - Students assured of 1st year place in related Diploma course, if they **attain** qualifying Higher Nitec GPA scores

For more information on the DPP
and the PFP, please visit these websites:

Direct-Entry-Scheme to Polytechnic Programme
(DPP)

<https://www.ite.edu.sg/admissions/full-time-courses/higher-nitec-dpp>

Polytechnic Foundation Programme (PFP)

<https://pfp.polytechnic.edu.sg/PFP/index.html>

ITE January Intake Exercise

- JIE 'H' – Higher Nitec (DPP)
- JIE 'N' – 2 Years Nitec Course/ 3 Years Higher Nitec Course
- JIE 'E' – 3 Years Nitec Course with Enhanced Nitec Foundation Programme
- Traineeship Programme

Computation of ITE for Nitec Aggregate N Level Subjects (Based on best 4 subjects)

ITE Aggregate	N(A) Subject	N(T) Subject
1	1, 2	A
2	3	B
3	4	C
4	5	D
5	U	U

Information For Students on Key Dates for Jan 2022 intake

1. All N(A)* / N(T) school leavers are encouraged to put in an application during the **1st Phase (Main Phase)** between 17 Dec 2021 (2.30pm) to 21 Dec 2021 (5pm). Application results for the 1st Phase will be released on 30 Dec 2021 at 9am.
2. If you wish to appeal, please accept the course offered **before** applying in the 2nd Phase (Late Application/Appeal Phase) between 30 Dec 2021 to 4 Jan 2022. The application results for the 2nd Phase will be known on 11 Jan 2022 at 9am.
3. Unsuccessful applicants can appeal under the **3rd Phase (Final Top-up Phase)** between 11 Jan to 20 Jan 2022 and 26 Jan to 8 Feb 2022 for courses with vacancies. The application results for the 3rd Phase will be known between 14 Jan to 26 Jan 2022 and 26 Jan to 15 Feb 2022.

*N(A) school leavers who are not eligible to progress/repeat in MOE schools.

For further enquiries, N-Level school leavers can contact
ITE Hotline: 1800-2222-111

Key Dates for Jan 2022 Intake Exercise (Full-time *Nitec* Courses)

Key Activity	Period for 2-Year and 3-Year <i>Nitec</i> Courses, and 3-Year <i>Higher Nitec</i> courses	Remarks
1st Phase (Main Phase)		
Application	17 Dec 2021 (2.30pm) to 21 Dec 2021 (5pm)	Apply through the Internet at https://www.ite.edu.sg with NRIC / FIN and Date of Birth. You may also apply using SingPass.
Release of Results	30 Dec 2021 at 9am	Check results at https://istudent.ite.edu.sg with web ID and password
Acceptance of Course Offer Period	30 Dec 2021 to 4 Jan 2022	Accept course offer at https://istudent.ite.edu.sg with web ID and password
2nd Phase (Late Application/Appeal Phase)		
Application	30 Dec 2021 to 4 Jan 2022	Apply through the Internet at https://istudent.ite.edu.sg with NRIC / FIN and Date of Birth. You may also apply using SingPass.
Release of Results	11 Jan 2022 at 9am	Check results at https://istudent.ite.edu.sg with web ID and password
Acceptance of Course Offer Period	11 Jan 2022 to 13 Jan 2022	Accept course offer at https://istudent.ite.edu.sg with web ID and password
3rd Phase (Final Top-up Phase)		
Application	1 st Top-up Phase Application - 11 Jan to 20 Jan 2022 2 nd Top-up Phase Application - 26 Jan to 8 Feb 2022	Apply through the Internet at https://istudent.ite.edu.sg with NRIC / FIN and Date of Birth. You may also apply using SingPass.
Release of Results	1 st Top-up Phase - 14 Jan to 26 Jan 2022 2 nd Top-up Phase - 26 Jan to 15 Feb 2022	Check results at https://istudent.ite.edu.sg with web ID and password
Acceptance of Course Offer Period	1 st Top-up Phase - 14 Jan to 26 Jan 2022 2 nd Top-up Phase - 26 Jan to 15 Feb 2022	Accept course offer at https://istudent.ite.edu.sg with web ID and password
Jan 2022 Intake Term Commencement Date: <u>10 Jan 2022</u>		

Key Pointers for Students on ITE's Joint Intake Exercise (JIE) for Admission to Nitec Courses

All N(T) students and N(A) students (who are not progressing to 5N(A) or repeating 4N(A)) are eligible for JIE.

If you are unsuccessful in EAE, make sure you apply in Main Phase to avoid missing a place!

Keen competition for *Nitec* courses, so use all 12 choices wisely!

If you are counter-offered a course, accept it first before appealing to another course you may be more interested in!

If you have received an additional letter, then you are eligible for the 3-year *Nitec* Programme (eNFP).

Participation in Main Phase is key to secure a place in ITE!

The eNFP helps to build the necessary literacy and numeracy foundations that will enable you to successfully complete your *Nitec* course!

If you are keen in the work & learn option, you may consider applying for the ITE Traineeship programme. Do apply in the Main Phase to avoid missing a place in ITE!

If you are eligible for eNFP, make sure you apply for the 2-year *Nitec* first before applying for eNFP!

Online Application for

2-Year *Nitec* and 3-Year *Higher Nitec* Courses

3-Year *Nitec* Course with eNFP
(for N(T) courses with 0, 1 pass)

1. Go to <https://www.ite.edu.sg>.

2. Click



3. Under JIE 'N', click  icon to link to the application website

Under JIE 'E', click  icon to link to the application website

4. At the application website:

- Enter NRIC / FIN and Date of Birth to start application.
- Upon completion of application, applicants will receive their **web ID** and password.

*Students who are eligible for the 3-Year *Nitec* Course with eNFP are encouraged to go through **both** JIE 'E' and JIE 'N' e-application process

Checking of Posting Results/Accept Course Offer

2-Year *Nitec* and 3-Year *Higher Nitec* Courses

3-Year *Nitec* Course with eNFP
(for N(I) courses with 0, 1 pass)

1. Go to <https://istudent.ite.edu.sg>.
2. Enter **web ID** and password.
3. Click '**Self-Service**' followed by '**Student Admission**' followed by '**View Application Results**' to view the application results and to accept course offer.

The above steps applies to all phases (refer to Slide 2 for dates).
For more details, please refer to ITE Admission Booklet.

Please Note the Following:

1. Students who
 - **did not apply** during the 1st Phase (Main Phase) [may be contacted by your teachers](#) to understand your reasons and, where necessary, assist you to complete the ITE application online in the Appeal and Top-Up Phases.
 - applied in the 1st Phase (Main Phase) and were **counter-offered courses** may also be [contacted by your teachers](#) to advise/remind you to accept the counter-offer before submitting an appeal.
2. Students who are not enrolled in any course in secondary school or Post-Secondary Education Institutions (i.e. Poly/ITE/NAFA/LaSalle) [by May 2022](#) [may be contacted by MOE](#) for further support and guidance.

For further enquiries, N-Level school leavers can contact
ITE Hotline: 1800-2222-111


For 4N(A) students taking 'O' Level Subject

- Students are allowed to use their school-based O Level Prelim Exam Result to compute their eligibility for **promotion to 5N(A) or retention in 4N(A)** using the conversion below.

School O Level Prelim Grade	N(A) Level Grade
A1, A2, B3	1
B4, C5, C6	2
D7, E8	3
9	4

Additional Information For Students

The information listed in the table below will help you to make an informed decision on which choice of courses you could consider applying at ITE.

S/N	Information	Attachment/Link
1	ITE Factsheet 2021	 ITE Factsheet 2021
2	ITE Course Booklet 2022	https://www.ite.edu.sg/docs/default-source/full-time-courses-doc/ite-course-booklet-2022
3	ITE Traineeship Course Booklet 2022	https://www.ite.edu.sg/docs/default-source/traineeship/ite-traineeship-e-booklet_2022.pdf
4	Information on Progression Opportunities (From <i>Nitec</i> Courses to <i>Higher Nitec</i> and Technical Diploma Courses)	https://www.ite.edu.sg/admissions/full-time-courses/nitec/progression-opportunities
5	Information on Graduate Employment Survey	https://www.ite.edu.sg/admissions/graduate-employment-survey

Promotion to Sec 5N(A)

- Students **eligible to be promoted** to Sec 5N(A) are to complete an online form at <https://go.gov.sg/applysec5n2022>.
- For students who are rejecting the offer are also required to **submit the same online form** to indicate your post 4N(A) option at <https://go.gov.sg/applysec5n2022>.
- All forms are to be submitted by [21st December 2021\(Tuesday\), 12pm.](#)



<https://go.gov.sg/applysec5n2022>

For School Internal Use

Retention at Sec 4N(A)

- Students who are eligible to repeat for Sec 4N(A) must submit the online form at <https://go.gov.sg/repeat4n2022> by

21st December 2021 (Tuesday), 12pm



<https://go.gov.sg/repeat4n2022>

For School Internal Use

Retention at Sec 4N(A)

- A parent letter and student's reflections are required as part of the submission
- **Students are still required to exercise your JIE application even if you plan to repeat.**
- All online forms, parent letter and student's reflections are to be submitted by **21st December 2021(Tuesday), 12pm.**

Important information

- Appeal for Review of Results
- Appeal Fee - \$112.35 per subject
- Deadline for submission - **23 December 2021**
- Please collect the form from your Form Teacher
- **Outcome of Appeal: Wednesday, 26 January 2022**

Q&A for DPP and application from Sec 4N to 5N

Please stay in the classroom after the collection of results if you have further question.



All the Best!

GCE 'N' LEVEL RESULTS 2021

Normal (TECHNICAL)

Progression Eligibility for Sec 4N(T)

	2021	
	No. of students	% of Students
ITE	23	100%

GCE N(T) Level Results

	2021	
	% Dist.	% Passes
English Language	0%	82.4%
Mathematics	0%	76.2%
Science	12.5%	93.8%

GCE N(T) Level Results

	2021	
	% Dist.	% Passes
Basic Chinese	25%	91.7%
Basic Malay	33.3%	100%

GCE N(T) Level Results

	2021	
	% Dist.	% Passes
CPA	18.18%	90.9%
EBS	4.35%	69.6%
D&T	42.86%	71.4%

GCE 'N' LEVEL RESULTS 2021

Normal (ACADEMIC)

Progression Eligibility for Sec 4N(A)

	2021	
	No. of Students	% of Students
Eligible to be promoted to 5NA	40	44.4%
ITE	33	36.7%

GCE N(A) Level Results

	2021	
	% Dist.	% Passes
English Language	5.32%	98.9%
Chinese	18.52%	88.9%
Malay	10.71%	85.7%

GCE N(A) Level Results

	2021	
	% Dist.	% Passes
A.Math	0%	50%
Mathematics	5.75%	82.8%

GCE N(A) Level Results

	2021	
	% Dist.	% Passes
Science (Chem/Bio)	4.08%	66%
Science (Chem/Phy)	2.63%	84.2%

GCE N(A) Level Results

	2021	
	% Dist.	% Passes
Humanities (SS/Geog)	6%	72%
Humanities (SS/Hist)	5.26%	71.1%

GCE N(A) Level Results

	2021	
	% Dist.	% Passes
Art	12.5%	100 %
POA	20%	65.7%

GCE N(A) Level Results

	2021	
	% Dist.	% Passes
D&T	0%	100%
F&N	0%	100%

Students Eligible for DPP/PFP

	2021
No. of students eligible for DPP/PFP	31
	34.4%

ITE EAE

Successful Applicants

Name	Class	Posted Course	Posted College
HARITH QASTARI BIN MOHAMMAD FARDLY	4N1	Higher Nitec Sport Mgt 3yrs	ITE College East
LEE MAN LOK	4T1	Nitec Aerospace Technology	ITE College Central
NUR FILISYA ERIKAH BINTE MUHAMAD KAMAL	4N1	Nitec Built Environment (VT)	ITE College East
NUR IZZWANI BINTE MOHAMED REEZAL	4N1	Nitec Architectural Technology	ITE College Central

Student(s) with 4 Distinctions and above

Congratulations on achieving at least 4 distinctions in the national exams! You have earned the right to have your own STAR on the **JYSS stars avenue!**

Please send us a recent photo of yourself to junyuan_ss@moe.edu.sg, with the email heading: STARS Avenue, and sign off the email with your name and class. Once again, congratulations!