

Our School Emblem

The letters 'J' and 'Y' nestling on a double S, symbolise the development and growth of the individual child in school, within the context of the community at large and the nation. Junyuan, which means in Mandarin, the Source of Good Things, is the place where the students are taught to be persons of character and to discover, strive and pursue the truth and the ideals of education. It is also the place where the students are nurtured by a supportive school community to develop their potential as they challenge themselves to greater heights. The students are constantly reminded that they have a role to play towards their family, the school and the nation. Whilst the students are given opportunities to grow to be unique individuals, capable of independent thought and expression, they have a duty to be responsible champions of the community.



Junyuan Secondary School

Our Mission

To Nurture and Empower Every Junyuan Champ to Learn, to Lead and to Excel

Our Vision

Champions for the Community

Our Motto

Resolute Righteous Responsible

Our Core Values

Respect	I will value myself and others around me
Resilience	I will persevere in the face of challenges and believe in my potential
Responsibility	I will perform my role with commitment
Excellence	I will strive to do my best in all that I do
Innovation	I will seek improvement to make my community a better place

What is Our Junyuan Story?

The Junyuan Story began in 1999. The two Chinese characters “Jun” and “Yuan” represented by the letters J & Y - mean Source of Good Things. Nestling on a double S, the logo symbolises the development and growth of the individual in a school, within the larger context of the community and the nation.

As a “source of good things”, we are committed to providing a holistic education that empowers students to reach their full potential and be good citizens for the community and the nation. Our educational philosophy is expressed in our strategic thrusts:

- Providing a student-centric academic curriculum to develop lifelong learners
- Providing a value-centric character and citizenship curriculum to develop compassionate leaders

By combining academic excellence with character development, we aim to create well-rounded individuals who are prepared to succeed in the 21st century. When students see themselves as integral members of the community, with the potential to positively impact the world, they are motivated to develop their skills and capabilities and live up to their potential of being the Source of Good Things.

MY JOURNEY IN JUNYUAN

a part of Junyuan Story



CCA Experiences (Rugby)



Class Leaders' Investiture



CCA Experiences (NCC)

Sec 1

When I first came, I was **excited and worried** at the same time. As the year went by, I learnt how **my strengths** helped me to deal with things when they do not go as planned. As I got to know others better, I learnt not only to respect differences, but also how, by helping and working with others, I improved too! Junyuan showed me that I cannot just "wish" to have a positive attitude; I need to "practice" - by **repeating good habits**, and learning / trying new stuff even if they are difficult at first. I am **still excited, but less worried**, because **I know the school is there to help me.**"



Master Chef



National Day Observance Ceremony



CNY Outreach



Hari Raya Celebrations

Sec 2

This is the year where I told myself that **I will challenge my limits and push my boundaries**. Not to just be cool or "different" (because I am already limited edition), but because becoming a better and more resilient ME, helps make a better and more resilient TEAM! Working together cannot be taken for granted, so I know this year, Junyuan will give me and my **friends time and space to practice the right habits together**. We will use our differences, to become a stronger crew!




Resilience Programme



Uplift Programme



Soirée Production



ALP (Barista)

Sec 3

*Time flies... Senior, big brother/sister, leader - this is who I have become. I may not be perfect, but I am someone my juniors can learn from. Even though I am still a works-in-progress, people know that when asked, **I will try my best to understand, and help.** I know that **success is the product of daily positive habits**, so I will continue to practise them. I may not always succeed, but Junyuan has empowered me to learn from my failures, and this, makes me **a better crew for others.** My friends and I are **not afraid to act, or enable each other to act, for the right reasons.***



25th Anniversary - Walk for Rice



Student Council Investiture



Interclass Games



Champs Initiated Project (Racial Harmony Day)

Sec 4/5

*Looking back at myself when I first came, I see a transformation. It is not about winning the race any more, it is about **continuing the journey – together with others.** My identity has emerged out of the habits the school has taught me – **becoming a better version of myself requires me to continuously learn, even after I graduate.** As I disembarked from the ship and its people, I do not give up the relationships we have built.*



Visits to IHL

School Rules – Our Code of Conduct

1. Introduction

In alignment with the Junyuan Story, to develop our students to become better persons for others, the development and practice of good habits and self-discipline are essential for their holistic development.

The following rules and regulations represent a Code of Conduct to support the students in understanding the importance of good moral behaviour, respect for self and others and to create a safe and conducive environment for learning. The expectations of behaviour are aligned to the school values of Respect, Resilience, Responsibility and Excellence.

2. School Attendance

2.1 Application for taking attendance: School Cockpit Mobile (SC Mobile)

Student attendance will be taken at the Assembly Venue (Parade Square / Hall / Classroom) during a school day, after the National Anthem and Pledge-Taking. The student's attendance is reflected as ONE of the following:

- Present
- Absent with Valid Reason (MC)
- Absent with Valid Reason (Private)
- Absent with Valid Reason (Official)
- Absent Pending Reason
- Absent Without Reason
- Late

2.2 Follow-up: When a student is not physically sighted at the Assembly Venue (Parade Square / Hall / Classroom), he/she will be marked as "Absent Pending Reason" as the default update. Form Teachers will update the attendance accordingly once information has been received through (but not limited to) phone calls, hardcopy notices or other forms of communication from parent/guardian. If no information is received after 5 school days, the student's attendance will be updated as "Absent Without Reason".

2.3 Attendance Updates for parents / guardians: When a child is marked "Absent" or "Late", the system will automatically send an SMS to the parent or guardian between 9:00 a.m. to 9.30 a.m. informing them of the student's absence from school or late-coming.

2.4 Attendance Monitoring

Attendance is a critical factor for student learning, development and well-being. Students must attend and be punctual for all school activities. Students who attend school less than 90% of the time are at severe risk of underachievement.

As such, students whose attendance drops below 90%, will be monitored by the Student Development Team (SDT), which includes the Year Heads and Student Management Committee. This is to support students to manage their time effectively, develop self-discipline and take ownership of their learning.

2.5 Absence from school must be supported by a medical certificate. Excuse from school may be granted on compassionate grounds or on a case-by-case basis. Parents' letter to cover absence due to other valid reasons should be submitted to the Form Teacher upon returning to school and should not exceed 2 days per term.

2.6 For urgent private matters, permission to leave school early may be granted for special cases. The Form Teacher must be informed by the student using the blue "**Permission to leave school early**" slip. The student's name will be entered in the "**Leave School Early**" book in the General Office once the request has been verified with the parent/guardian.

2.7 Students must attend all school programmes (including lessons, CCAs, assemblies) punctually. A student exempted from / who has officially dropped a subject or takes a subject not offered in Junyuan, e.g. Mother Tongue Languages, must remain in the classroom during those lessons. The student must not leave the classroom without permission from the teacher.

- 2.8 All students must stand at attention for the flag-raising ceremony.**
- 2.9 Students who are Singapore citizens must sing the National Anthem and take the Pledge. Students will take the Pledge with the right fist over the heart.**
- 2.10** For all other assemblies (hall/level/cohort/school) programmes etc, students must conduct themselves appropriately and behave responsibly and respectfully. Students should adhere to the timing for assemblies and be punctual. All classes should refer to the assembly arrangement for the seating plan.

3 Punctuality & Late Coming

3.1 Punctuality

Every student is expected to be in school by:

- 7.40 a.m. on Monday, Tuesday and Thursday
- 8.20 a.m. on Wednesday and Friday

Morning assemblies will start promptly at 7.50 a.m. (Mon, Tue and Thu) and 8.30 a.m. (Wed and Fri) at the Parade Square / Hall / Classroom for flag-raising.

- 3.2** Students who are not at the assembly venue by 7.50 a.m. (Mon, Tue and Thu) and after 8.30 a.m. (Wed and Fri), will report to teachers on duty and will be marked as “Late”. Late-comers who report to school after the morning assembly are to report to the General Office for attendance taking.

- 3.3** All latecomers are expected to “put things right” on days that they report late, e.g. **participate in the cleaning duties for their class, render help to a teacher, etc.**

Instances of Late Coming	Possible Consequences & Follow Up	Action by
Up to 4 late-coming per semester	<ul style="list-style-type: none"> • Communication with parents / guardians • Class Cleaning Duty • Verbal reminders • Mentoring and Counselling • Undertaking 	Duty Staff and FTs
Persistent (5 and above) per semester	<ul style="list-style-type: none"> • Communication with parents / guardians • Referral to Student Management team • Warning letter • Supervised Home-based Learning • Suspension • Downgrading of conduct grade • Restriction of privileges* 	All Staff SDT
Recalcitrant or those students who report significantly later than the stipulated reporting time.	<ul style="list-style-type: none"> • Communication with parents / guardians • Early reporting • Suspension • Downgrading of conduct grade • Restriction of privileges* 	All Staff SDT

* **Restriction of Privileges** include the following:

- Affects eligibility for MOE and School Awards, e.g. Edusave Character Award, EAGLES Award, etc.
- Affects eligibility for school-organised overseas trips
- Affects eligibility for school-based programmes, e.g. Graduation Day, Leadership development programmes
- Affects eligibility for leadership opportunities.

4 General Behaviour

4.1 Responsible Use of Mobile Devices (*not limited to mobile phones*)

- 4.1.1** With the exception of their Personal Learning Device (PLD), students are discouraged from bringing their mobile devices (such as mobile phones, smart watches, blue-tooth ear-pods, Airpods, game consoles, etc) to school. Students bring their mobile devices to school at their own risk and should exercise care over their own valuables at all times. The school will not be held liable or responsible for

any loss.

- 4.1.2 During curriculum time, students are allowed to use their PLDs for purposes of learning and with permission from the teacher. Students should follow their teachers' instructions on the use of the devices.
- 4.1.3 To maintain a conducive and respectful learning environment, and enable students to focus on learning, students should not access their mobile devices (MDs) from 7.50 a.m. (Mon, Tue and Thu) and 8.30 a.m. (Wed and Fri) till the end of the school day (including recess and breaks).
- 4.1.4 All MDs should be turned off (not just put on silent mode) and locked away in their personal lockers before morning assembly. Students who breach these regulations will be managed in accordance to the consequences listed in the table below.
- 4.1.5 At the end of the school day, students will retrieve their MDs from the lockers. Students must ensure their mobile phones are kept on silent mode as long as they are in school.
- 4.1.6 In the case of an emergency, parents/guardians can call the school General Office at 6587 3683 to contact the student. Students may use the telephone in the General Office if they need to contact parents/guardians.
- 4.1.7 Usage of MDs during official school activities such as CCA, learning journeys and school camps will similarly be subjected to the needs of the activities and teachers' approval to ensure that students focus on the learning activities.

Consequences of Irresponsible Usage of Mobile Devices

Instances of Irresponsible Usage	Possible Consequences & Follow Up	Action by
Mobile devices found in possession / used without permission / did not comply with teacher's instructions	<ul style="list-style-type: none"> ● Communication with parents / guardians ● Confiscation of device for a designated period based on the incidence of the offence <ul style="list-style-type: none"> ○ 1st offence – return of device after curriculum hours on the day of incident ○ 2nd offence – return of device after one week ○ 3rd offence onwards – collection of device by parents / guardians after one week <p>For the 2nd offence and above, students, parents/guardians can collect the device from the General Office on the date of return during office hours.</p>	Form / Subject teachers Student Mgmt Team
<p>Use of mobile device inappropriately which will result in a disciplinary offence (non-exhaustive)</p> <ul style="list-style-type: none"> ● Record and/or post/share activities where there is a clear discipline infringement occurring e.g. smoking, vaping, playing truant, bullying, assault, fighting between schoolmates ● Possession of electronic device inside a room where test/exam is conducted ● Take pictures/videos of schoolmates, staff, school events (e.g. lessons) without prior permission and/or sharing of such pictures/videos taken with others 	<ul style="list-style-type: none"> ● Communication with parents / guardians ● Confiscation of device ● Restorative Conferences ● Deletion of inappropriate content posted online and/or stored inside the device ● Referral to law enforcement agencies ● Counselling ● Suspension ● Caning (for boys), Service to school (for girls) ● Test/exam is given a zero mark 	School Counsellor YHs / AYHs Student Mgmt Team HOD / SM Vice Principal Principal

<p>Use of mobile device in an offence or violation of the law (non-exhaustive)</p> <ul style="list-style-type: none"> • Engagement in any forms of illegal activities such as online gambling, sale of illegal substance, etc • Impersonation of another person's identity online • Access to or distribution of pornographic or other inappropriate content in school • Hack or attempt to hack into digital accounts, computer systems or networks 	<ul style="list-style-type: none"> • Downgrading of conduct grade 	
--	---	--

4.2 Acceptable Usage of Personal Learning Device & School ICT Resources

- 4.2.1 Students are reminded to observe the guidelines stated below on the use of personal learning devices (PLDs) and the school's ICT resources. ICT resources include the following, but are not limited to, MOE/school-deployed ICT system accounts, the device management application (DMA) and school's internet network.
- 4.2.2 Students are responsible for their PLD. In the event of loss or theft of the device, students must make a police report and report the matter to the school.
- 4.2.3 Students should ensure that their PLD is fully charged before bringing it to school. Should the PLDs be required to be charged in school, students should only do so at the school's designated charging stations, during recess and/or after-school hours. Students should seek teacher's permission to charge their PLD during lesson.
- 4.2.4 All PLDs are installed with a device management application (DMA) to support a safe and conducive learning environment. Students should not attempt to uninstall the DMA or de-enroll the PLD from the DMA.
- 4.2.5 Students should not attempt to access data, system and information that they are not authorised to.
- 4.2.6 Students are reminded that the use of PLDs and school's ICT resources should solely be for the purpose of learning.
- 4.2.7 Students should interact with others in a respectful and responsible way. Students should not post online remarks that are
- racially and/or religiously insensitive
 - vulgar and/or offensive, or
 - hurtful to others.
- 4.2.8 Students should not use any devices to
- store, modify, create or share content (e.g. documents, presentations, pictures and videos) that is inappropriate (e.g. indecent, pornographic, defamatory, hurtful to self or others).
 - make threats, cause harassment or embarrassment, impersonate or intimidate others.
- 4.2.9 Students should not use MOE/school-deployed ICT system accounts for any commercial activities (e.g. buying and selling of goods and services).
- 4.2.10 Students are reminded to obtain explicit permission from the content owner before downloading, copying or sharing any copyrighted materials (e.g. pictures, videos, music).
- 4.2.11 Students should not use, copy or share digital files in an unauthorised or illegal manner.

4.3 Behaviour in School Premises

- 4.3.1 To ensure safety and respect for others in the school, students should move in an orderly manner.
- 4.3.2 Students must dismount from their bicycles in the school compound, walk and park them at the designated parking areas. All bicycles must be fitted with at least one functioning handbrake before they are allowed for use. Bicycles without at least one functioning handbrake may be clamped for safety reasons and parents/guardians would be requested to collect them.
- 4.3.3 Bicycles should be parked at the designated areas and are not allowed beyond the parking areas.
- 4.3.4 All bicycle users are required to complete the online registration form (Bicycle Registration form).
- 4.3.5 All food and drinks should be consumed in the School Canteen or the designated areas at the ground level. Beyond these areas, only bottled plain water is allowed. Exceptions will be made for sports CCA training when teachers' permission is given for isotonic drinks to be consumed at the respective training



venues. Students are not allowed to consume food and drinks in their classrooms or other learning spaces, including sports facilities such as the school field and basketball court.

4.4 Behaviour at the Assembly Area

- 4.4.1 Assemble according to classes and index numbers quickly and quietly.
- 4.4.2 Show appreciation and behave with consideration towards the speaker or the event/performance.
- 4.4.3 Keep the assembly area free of litter.

4.5 Behaviour in the Classroom or Learning Venues

- 4.5.1 Students must keep their classrooms/learning venues clean and tidy at all times.
- 4.5.2 Students should be ready for their lessons immediately when the bell rings for lessons. For venues that are further away, students have up to 5 minutes to reach their venue. Students must have all their materials for the lessons. Homework and assignments are to be duly completed.
- 4.5.3 Students should lock up their valuables (including wallets) in their lockers at the start of the day and not bring their valuables around for lessons.
- 4.5.4 Students must switch off electrical items such as lights and fans before leaving the class.
- 4.5.5 Students should not leave books and files in the classroom after dismissal unless given permission by their subject teachers. All books and files are to be stored neatly in the assigned class cabinets.
- 4.5.6 Students should take pride as a team player and maintain the classroom environment.

4.6 Behaviour in Public Spaces

- 4.6.1 Students must show pride in and must uphold the good name of the school by ensuring that they are at their best behavior in public, whether in the school uniform or otherwise.
- 4.6.2 Students are to be considerate, gracious, respectful and responsible in public areas. They are to observe and abide by the rules and regulations within the areas that they are patronizing and/or visiting.
- 4.6.3 Students who are found violating these rules and regulations, may face consequence meted out by the school in addition to any fines or punishments imposed by the authorities.

4.7 Behaviour Towards Others

A safe and secure community requires all members to be respectful to each other. Hence, the school does not tolerate any action (whether verbal, non-verbal) that undermines a person's rights. In relation to this, the school will take whatever steps necessary to prevent, or intervene in, to prevent any form of bullying behaviour. Every member of the school community has the right to be free from bullying. All staff and students of the school community have a responsibility to actively practice and promote:

- Tolerance for individual differences
- The values of respect, responsibility and care for others in the conduct of relationships
- A supportive and encouraging climate where the achievements and efforts of others are applauded
- A commitment to adhering to, and upholding, all aspects of this policy

The school also encourages students to inform a teacher or staff member should they have experienced or have witnessed any form of bullying.

4.8 Photography & Use of Social Media

- 4.8.1 Students must practice responsibility and respect in the use of social media. Flaming, defamatory comments, sharing and uploading of offensive materials on the Internet including websites, blogs, social media, messaging platforms, and emails, can constitute an offence.
- 4.8.2 Students should practice caution with the use of language on any website, direct messaging, blogs and social networking sites.
- 4.8.3 Areas in the school may be subjected to images captured as part of the daily functioning of the school, using film photography, digital photography, video or any other medium. As such, photographs or video images of the students may be taken during school activities and events such as classroom lessons, CCA, school camps, or school concerts.
- 4.8.4 The school may use and publish such photographs or video recordings in school publications, the school's website, social media channels, or other communication channels. These may also be provided to the media for publication in local or national newspapers or educational magazines.

5 Attire

5.1 School Uniform

Monday	Tuesday	Wednesday	Thursday	Friday
Full school uniform	School uniform	School uniform	School uniform	Dressed down day
Shirt/Blouse with school pants/shorts/skirt	Shirt/Blouse/PE T-shirt with school pants/shorts/skirt	Shirt/Blouse/PE T-shirt with school pants/shorts/skirt	Shirt/Blouse/PE T-shirt with school pants/shorts/skirt	School-based tops# with school pants/shorts/skirt

#**School-based tops** include school PE T-shirts, School Camp T-shirts, approved CCA T-shirts and approved Class T-shirts.

- 5.1.1 **Students are to wear the prescribed school uniform and modification to the uniform is not allowed.**
- 5.1.2 Sleeves should not be folded.
- 5.1.3 Students can choose to wear white school shoes or sports shoes* on school days. Only plain coloured matching socks are allowed.
*Sports shoes do not include sneakers, canvas shoes or any other form of shoes not meant for sports activities.
- 5.1.4 The school tie is worn during designated school events. Students will be informed of such events.
- 5.1.5 If for any reason a student cannot wear shoes (e.g. sprained foot, blisters, in-grown nail, etc.), the Form Teacher must be informed with the support of a doctor or parent's letter.
- 5.1.6 During the school holidays, students who return to school for any school activities must be properly attired. No slippers are allowed. Students who are not properly attired (e.g. improper attire, hairstyle or hair colour) will not be allowed entry into the school compound.
- 5.1.7 All students' attire are to conform to the school's expectations. Should the attire be observed to be inappropriate (e.g. tapered pants, short skirt etc), the student would be advised to ask for a change of attire at the General Office before he/she is allowed to attend lessons. The school will also work with the parents/guardians to remind the child/ward on appropriate conduct.

Boys	Girls
<p>Uniform</p> <ul style="list-style-type: none"> School shirts and pants or shorts must be purchased from the authorised supplier. The school pants may be altered if necessary (typically the length or waist size). Long pants that are modified e.g. "skinny pants or tapered pants" cannot be used as part of the student uniform/attire. <p><i>The school reserves the right to request for the student to change into an appropriate pair of pants if it is deemed to have been altered excessively.</i></p>	<p>Uniform</p> <ul style="list-style-type: none"> School shirts and skirts must be purchased from the authorised supplier. The school skirt may be altered if necessary (typically the length* or waist size). <p>*Skirts should be at knee-length, i.e. touching the knee caps. Folding at the waist is strictly not allowed. <i>The school reserves the right to request for the student to change into an appropriate pair of pants if it is deemed to have been altered excessively.</i></p>
<p>Personal Grooming</p> <ul style="list-style-type: none"> Male students must be neat in appearance, clean-shaven and no facial hair is allowed. Hair must be short and neat at all times. Hair must not touch the collar and must be smooth-sloped at the sides and rear. No sideburns and ducktails are allowed. The fringe must be above the eyebrows and should not be spiky. Hairstyles such as side-shaven, undercut, long fringes etc are not allowed. It is advisable for a student to check with the Form Teacher/ Year Head/ Student Management Committee the intended hairstyle before getting a new hairstyle. Fancy hair styling, tinting, dyeing, highlighting and bleaching of hair are strictly not allowed for all students# 	<p>Personal Grooming</p> <ul style="list-style-type: none"> Female students must be neat in appearance. Short hair should be neat and kept above the shoulder. Long hair must be neatly tied up with simple black or dark blue ribbons, hair bands and/or hair clips. Fringes must be neat and above the eyebrows or pinned with black clips or black hair band at all times behind the ears. Hairstyles such as side-shaven, undercut etc are not allowed. Fancy hair styling, tinting, dyeing, highlighting and bleaching of hair are strictly not allowed for all students#

Boys	Girls
<p>General</p> <ul style="list-style-type: none"> • Tattoos are strictly not allowed on any part of the body. Students found with tattoos will be suspended until they are removed. • No jewellery and accessories (rings, bracelets, necklaces) or make-up are to be worn. • Body piercings are strictly prohibited and must be removed. • Ear studs/rings are not allowed. • Nails must be kept short and clean. Nail polish, varnish or hardener is not allowed. Students whose nail grooming is not appropriate will be asked to correct them immediately. <p><i>The school reserves the right to confiscate any items that are prohibited.</i></p>	<p>General</p> <ul style="list-style-type: none"> • Tattoos are strictly not allowed on any part of the body. Students found with tattoos will be suspended until they are removed. • No jewellery and accessories (rings, bracelets, necklaces) or make-up are to be worn. • Body piercings are strictly prohibited and must be removed. • Only one identical pair or ear-studs are allowed to be worn. Ear rings, 'ear sticks', multiple earrings/studs are not allowed for safety reasons. • Nails must be kept short and clean. Nail polish, varnish or hardener is not allowed. Students whose nail grooming is not appropriate will be asked to correct them immediately. <p><i>The school reserves the right to confiscate any items that are prohibited.</i></p>

Students with inappropriate hairstyle and/or hair colour will be given a 2 to 4 day duration and specific instructions to trim and/or re-dye the hair. Should the second warning be ignored, the school reserves the right to bring the student for a haircut and the cost will be borne by the student. The parent/guardian will be informed and the student may face home suspension and other consequences.

6 Acts of Misconduct & Consequences (Restorative Practices)

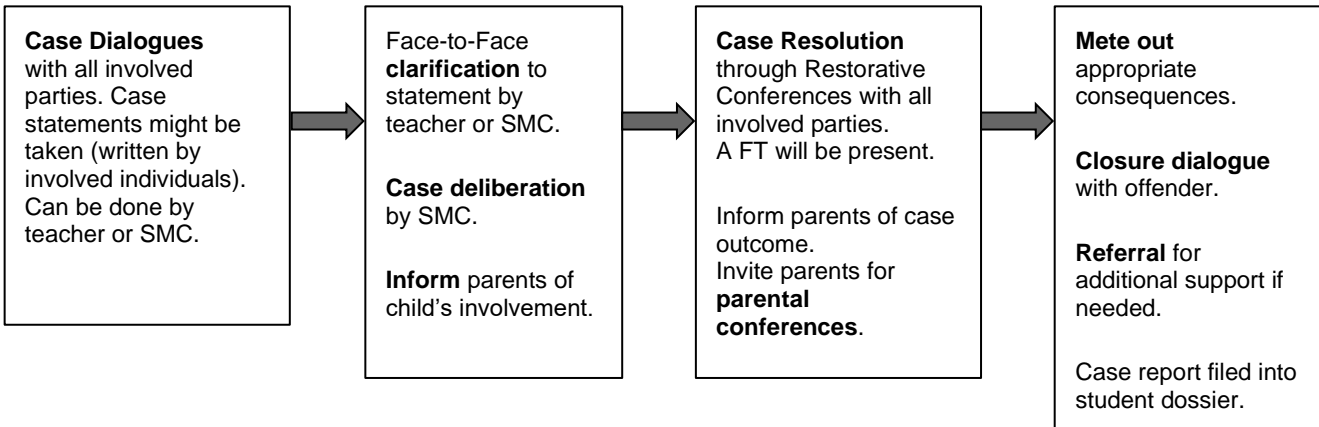
In line with the school vision of developing Champions for the Community, where students become persons of good character and contribute to the community, the school adopts Restorative Practices as a whole-school approach in the area of student management.

Students will be asked to reflect on the misconduct made and learn from that experience.

The school believes in involving both the student and his/her parent/guardian in working out the appropriate intervention to allow the student to take responsibility for his/her actions.

6.1 Case Management Process

A case raised to the Student Management Committee (SMC) will be investigated as follows:



6.2 Acts of Misconduct include:

<p>Attendance</p> <ul style="list-style-type: none"> ● Late – coming ● Leaving school grounds without permission ● Skipping classes/CCA/school events ● Truancy 	<p>Behaviour</p> <ul style="list-style-type: none"> ● Abuse of technology (<i>including unauthorized use of photography & misuse of social media platforms</i>) ● Bullying (includes cyber-related bullying) ● Disruptive behavior ● Forgery ● Improper attire and grooming ● Littering ● Not doing assignments ● Open defiance and rudeness ● Using vulgar language
--	--

<p>Serious Acts of Misconduct</p> <ul style="list-style-type: none"> ● Arson ● Breach of examination rules and regulations ● Cyber misconduct (online defamation, misuse of social media) ● Extortion ● Fighting ● Gambling ● Misappropriation of items ● Pornography ● Possession of an instrument or material with the intention to commit crime ● Possession of tobacco products ● Possession of weapons ● Rioting ● Smoking/Vaping ● Substance abuse ● Tattoos ● Theft ● Unlawful assembly ● Unlicensed money lending related activities ● Vandalism ● Violation of another’s modesty ● Voluntarily causing hurt
--

****The school reserves the right to mete out appropriate consequences and to involve external agencies whenever deemed necessary, if a student behaves in any other way detrimental to the moral tone of the school.***

A minor act of misconduct committed three times and above may be considered as a serious act of misconduct and warrant more severe consequences. Student leaders, including Student Councillors, CCA Leaders and Class Committee Members who commit a serious act of misconduct may be dismissed from their leadership roles.

6.3 School Consequences for Misconduct

Description	Consequences	Action by
Persistence in Late-coming Absent without valid reasons Misconduct Theft/damage to property Other serious offences Other offences	<ul style="list-style-type: none"> ● Restorative Conferences ● Warning with appropriate consequence for repeated offences ● Parental involvement and Counselling Referral ● External agency referral ● Compensation / Repayment ● School Community Service ● Offence record entry in MOE system ● (Customised) Intervention programmes ● Downgrading of conduct grade ● Restriction of privileges ● In-school or Home Suspension ● Caning (for Boys) 	Form / Subject teachers School Counsellor YHs / AYHs Student Mgmt Team HOD / SM Vice Principal Principal
<p><i>The school reserves the right to mete out the above or any other appropriate actions against the student(s) besides the consequences stated above, depending on the frequency / severity of the offence committed. The school reserves the right to deal with student discipline on a case-by-case basis. The school may check the students' mobile phones and cyber activities when it is necessary to establish a misdemeanor or a breach of the school rules has been committed.</i></p>		

6.4 Possession of Weapons/Banned Items

- Students are not allowed to bring any banned items and/or other items with the potential of causing hurt or injury to school.
- **All students are not allowed to have in possession of any weapon. They are also not allowed to bring any weapon-like item which can be used or intended to be used to cause harm to others.**
- **List of banned items (the list is not exhaustive)**
 - Lighters
 - Cigarettes
 - Vaporisers
 - Playing cards
 - Pornographic materials
 - Weapons
 - Portable electronic devices for gaming and entertainment purposes
 - Vanity set (make-up paraphernalia)
 - any other item(s) deemed inappropriate or offensive

The school reserves the right to confiscate any weapons/banned items found in possession.

6.5 Smoking, Vaping & Tobacco-related Offences

- Students are not allowed to smoke in the school's premises or possess any cigarettes or lighters.
- **As of 1 January 2021, the minimum age for smoking in Singapore is 21 years old**

*Under the amended Smoking Act, section 11 (1) of the Tobacco (Control of Advertisements and Sale) Act (Chapter 309), a person who, being an under-aged person, (a) uses or has in the person's possession, in a public place or on a road in Singapore, any tobacco product; or (b) buys in Singapore any tobacco product, shall be guilty of an offence and shall be liable on conviction to a fine not exceeding \$300. Cases involving contraband cigarettes will be referred to Customs and/or Police.

6.5.1 Prohibition of imitation tobacco products (e.g. vaporisers)

- Under section 16(2A) of the Tobacco (Control of Advertisements and Sale) Act (TCASA), **it is illegal to import in Singapore, or distribute, sell, offer for sale or possess for sale in Singapore, any imitation tobacco products (e.g. vaporisers) in Singapore** as of 1 February 2018. This includes e-cigarettes, e-pipes and e-cigars as the TCASA covers any toy, device or article:
 - that resembles, or is designed to resemble, a tobacco product;
 - that is capable of being smoked;
 - that may be used in such a way as to mimic the act of smoking; or
 - the packaging of which resembles, or is designed to resemble, the packaging commonly associated with tobacco products.

- Persons found guilty of this offence can be fined up to \$20,000.
- In addition, under section 16(1) of the TCASA, it has been **illegal to import vaporisers** from 1 August 2016 onwards. This means that **buying vaporisers online and shipping them to Singapore for personal use is illegal**. Those guilty of the offence are liable to a fine of up to \$10,000 and/or up to 6 months' jail. Repeat offenders are liable to a fine of up to \$20,000 and/or up to 12 months' jail.

6.6 Breach of Examination Rules and Regulations

6.6.1 Students are to adhere strictly to all examination rules and regulations, during WAs and End of Year examinations:

- Students must not communicate or attempt to communicate with other candidate(s) / unauthorised person(s) during the examination, or during any other occasions when communication is prohibited, e.g. example, when the answer scripts are being collected, or during movement to the quarantined area.
- Students should always face the front and not attempt to look around during the examination to avoid any misunderstanding that they were attempting to commit a dishonest act.
- Students must not exhibit improper conduct or misbehaviour during the examination, e.g. disturb other candidates, or disobey instructions from examination personnel.
- Only approved calculators and dictionaries are allowed into the examination venue for examinations which allow the use of calculators and dictionaries.

6.6.2 Any non-compliance of the regulations in 6.6.1 will be considered as a breach of the examination rules and students may be penalised.

6.6.3 Students would also be considered to have breached the examination rules and regulations if they are found in possession of a calculator with unacceptable features and/or attempt to retrieve information / programmes from the calculator during the examinations. The calculator may also be confiscated for the duration of the examinations.

7 Assessment Matters

7.1 The criteria for promotion of a student to the next level are as follows:

7.1.1 For Sec 1 and 2 students in 2025.

Level	Progression Criteria
Sec 1	<p>All students will generally progress to Sec 2 unless there are extenuating circumstances.</p> <p>Note:</p> <ul style="list-style-type: none"> • Students who obtain at least 75% in individual G1 or G2 subjects (EL, MTL, Mathematics and Science) at the end of a semester can offer these subjects at more demanding level (MDL) starting from the following semester.
Sec 2	<p>Students will be promoted to Sec 3 if they fulfil the following.</p> <p>Pass (a) English and at least two examinable subjects or (b) at least half the total number of examinable subjects offered.</p> <p>Note:</p> <ul style="list-style-type: none"> • CCE, PE and Music are considered non-examinable subjects. • Students who obtain at least 75% in individual G1 or G2 subjects (EL, MTL, Mathematics and Science) at the end of a semester can offer these subjects at more demanding level (MDL) starting from the following semester. • Students who have not met academic requirement are to offer fewer subjects and/or offer subjects at less demanding level.

7.1.2 Criteria to be offered Humanities subjects at MDL at the end of Sec 1 & 2

Current subject level	School-based results	Option to offer subject at
G2	≥ 75% in specific subject (Geography, History, Literature in English)	G3
G1	≥ 75% overall in G1 English Language (or ≥50% overall in G2 English Language) & A Pass with Distinction grade for both G1 Humanities (Social Studies component) Performance Tasks in Semesters 1 and 2	G2

7.1.3 For Sec 3 and 4 students in 2025.

Course	Level	Promotion Criteria
Express	Sec 3	Pass English and 2 other subjects (C6 or better) OR Failed EL but obtained pass (C6 or better) in 5 subjects
Normal (Academic)	Sec 3	Pass English (Grade 5 or better) and 2 other subjects OR Pass (Grade 5 or better) in 4 subjects
	Sec 4	An aggregate of 19 points or less in English, Mathematics and best 3 other subjects in GCE N-level Exam in order to return for Sec 5NA. All 5 subjects must be Grade 5 or better. <i>Refer to sections 8.3 and 8.4 for Additional Pathways</i>
Normal (Technical)	Sec 3	Pass (Grade D or better) in 2 subjects, one of which must be EL or Mathematics Students who have achieved an average of 70% or higher in SA 2 and overall results may be laterally transferred to the Normal (Academic) Stream at the same level, i.e. Sec 3NT to Sec 3NA in 2026.

7.2 Range of Marks

Subject at Express Level (Sec 2 to 4) or G3 Level (Sec 1)	
Grade	Marks
A1	75 and above
A2	70 – 74
B3	65 – 69
B4	60 – 64
C5	55 – 59
C6	50 – 54
D7	45 – 49
E8	40 – 44
9	Below 40

Subject at Normal Academic Level (Sec 2 to 5) or G2 Level (Sec 1)	
Grade	Marks
1	75 and above
2	70 – 74
3	65 – 69
4	60 – 64
5	50 – 59
6	Below 50

Subject at Normal Technical Level (Sec 2 to 4) or G1 Level (Sec 1)	
Grade	Marks
A	75 and above
B	70 – 74
C	60 – 69
D	50 – 59
E	Below 50

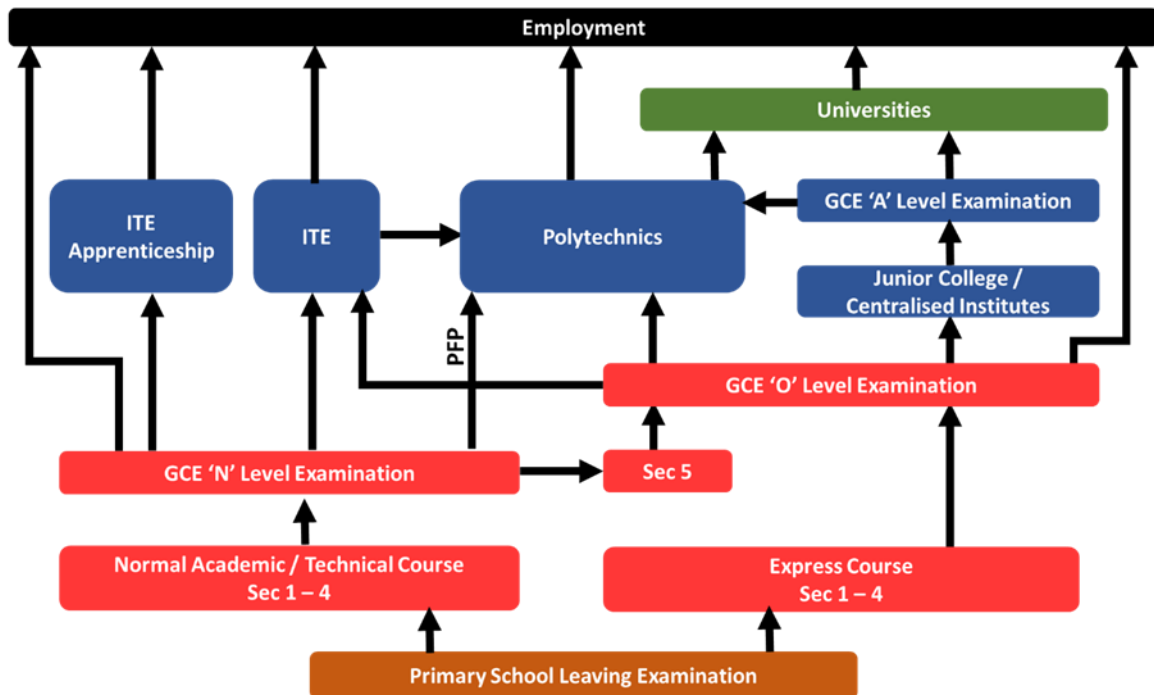
8 Post-Secondary Academic Pathways

8.1 Students graduating from secondary school in 2027 and beyond could access the following pathways, based on their performance and combination of subject levels (G1,G2,G3) in the Singapore-Cambridge Secondary Education Certificate (SEC) examinations.

Students taking at least	ITE Year 1 Entry	ITE Year 2 Entry	Polytechnic Foundation Programme (PFP)	Polytechnic Year 1	Millenia Institute	Junior College
6 G3 subjects	✓	✓	✓	✓	✓	✓
5 G3 subjects	✓	✓	✓	✓	✓	
4G3 + 1G2 subjects	✓	✓	✓	✓		
5G2 subjects	✓	✓	✓			
4G1 subjects	✓	✓*				

*For students who met ITE's Year 1 academic requirements

8.2 Students graduating from secondary schools in 2026 and before could access the following pathways, based on their performance in the GCE 'O' Level or GCE 'N' Level examinations¹.



¹ For Sec 4NA articulation to Sec 5, an aggregate of 19 points or less in English, Mathematics and best 3 other subjects in GCE N-level Exam is required. All 5 subjects must be Grade 5 or better.

8.3 Polytechnic Foundation Programme (PFP) for Sec 4 Normal Academic Graduates (information taken from <https://pfp.polytechnic.edu.sg>)

- 8.3.1 The Polytechnic Foundation Programme (PFP) is a one-year programme that offers a practice-oriented curriculum taught by polytechnic lecturers, to better prepare polytechnic-bound N(A) students for entry into the relevant Polytechnic Diploma courses. This is an alternative to the Sec 5 year. PFP students are given provisional places in diploma programmes, subject to them passing all modules in the one-year PFP. The requirement to pass all modules ensures that students continue to work hard during their PFP year and are well prepared for polytechnic studies. Students who apply effort should have no difficulties in meeting the requirement.
- 8.3.2 The PFP caters to students of the Sec 4N(A) cohort in the preceding year. The PFP will have about 1,500 places set aside each year. It will be offered by all five Polytechnics. More than 80% of Polytechnic Diploma courses will be offered under the PFP.
- 8.3.3 To be eligible to apply for the PFP, N(A) students must obtain ELMAB3 (English, Mathematics, Best 3 Subjects) raw aggregate score of 12 points or better (excluding CCA bonus points) at the GCE 'N'-Level examination; and meet the following subject-specific requirements:

For Courses featured in Group 1	Minimum Required Grades
English Language Syllabus A	3
Mathematics Syllabus A / Additional Mathematics	3
One of the following relevant subjects: - Design and Technology - Food and Nutrition - Science (Chemistry, Biology) - Science (Physics, Biology) - Science (Physics, Chemistry)	3
Any two other subjects excluding CCA	4

For Courses featured in Group 2	Minimum Required Grades
English Language Syllabus A	2
Mathematics Syllabus A / Additional Mathematics	3
One of the following relevant subjects: - Art - Geography - History - Humanities (Social Studies, Geography) - Humanities (Social Studies, History) - Humanities (Social Studies, Literature in English) - Literature in English - Principles of Accounts	3
Any two other subjects excluding CCA	4

8.4 Direct-Entry-Scheme to Polytechnic Programme (DPP) for Sec 4 Normal Academic Graduates (information taken from <https://www.moe.gov.sg/post-secondary/admissions/dpp>)

8.4.1 The Direct-Entry-Scheme to Polytechnic Programme (DPP) is one of the two Normal (Academic) through-train pathways that were launched in 2013. It allows Secondary 4 N(A) students to be admitted directly into a 2-year Higher Nitec programme at the Institute of Technical Education (ITE) without having to sit for the O-Level examinations or undergo a Nitec programme.

8.4.2 To be eligible to apply for the DPP, N(A) students must obtain:

- i. ELMAB3 (English, Mathematics, Best 3 Subjects) raw aggregate score of 19 points or better (excluding CCA bonus points) at the GCE 'N'-Level examination; and
- ii. the following subject-specific requirements:

For applied sciences, engineering or info-communications technology courses
<ul style="list-style-type: none">▪ English Language (Syllabus A): A grade of 1 to 4.▪ Mathematics (Syllabus A or Additional): A grade of 1 to 4.▪ 3 other best subjects, excluding CCA: A grade of 1 to 5 for each subject.

For business & services or hospitality courses
<ul style="list-style-type: none">▪ English Language (Syllabus A): A grade of 1 to 3.▪ Mathematics (Syllabus A or Additional): A grade of 1 to 4.▪ 3 other best subjects, excluding CCA: A grade of 1 to 5 for each subject.

QUICK LINKS TO MORE INFORMATION ON SCHOOL'S WEBSITE

<p>SCHOOL CALENDAR OF EVENTS</p> <p>https://go.gov.sg/jysch-calendar</p>  <p>https://go.gov.sg/jysch-calendar</p>	<p>SCHOOL SAFETY</p> <p>https://go.gov.sg/jy-schsafety</p>  <p>https://go.gov.sg/jy-schsafety</p>	<p>LEARNING & ASSESSMENT PLAN</p> <p>https://go.gov.sg/jy-lap</p>  <p>https://go.gov.sg/jy-lap</p>
<p>STUDENT ICT MATTERS</p> <p>https://go.gov.sg/jy-ictmatters</p>  <p>https://go.gov.sg/jy-ictmatters</p>	<p>STUDENT EXAM MATTERS</p> <p>https://go.gov.sg/jy-exammatters</p>  <p>https://go.gov.sg/jy-exammatters</p>	<p>STUDENT TIMETABLE</p> <p>https://go.gov.sg/jy-timetable</p>  <p>https://go.gov.sg/jy-timetable</p>
<p>CHARACTER & CITIZENSHIP EDUCATION (CCE)</p> <p>https://go.gov.sg/jy-cce</p>  <p>https://go.gov.sg/jy-cce</p>	<p>CCA-RELATED</p> <p>https://go.gov.sg/jy-cca</p>  <p>https://go.gov.sg/jy-cca</p>	<p>CODE OF CONDUCT</p> <p>https://go.gov.sg/jy-handbook</p>  <p>https://go.gov.sg/jy-handbook</p>
<p>FINANCIAL ASSISTANCE SCHEME</p> <p>https://go.gov.sg/jy-fas</p>  <p>https://go.gov.sg/jy-fas</p>		

Thursday	Friday	Saturday / Sunday	
2	3	4	
		5	
9	10	11	
		12	
16	17	18	
		19	
23	24	25	
		26	
30 <i>Chinese New Year</i>	31		
Reminder			

FEBRUARY 2025

		Monday	Tuesday	Wednesday
T1 W4		<p><i>The most important single ingredient in the formula of success is knowing how to get along with people.</i></p> <p><i>Theodore Roosevelt</i></p>		
		3	4	5
T1 W5				
		10	11	12
T1 W6				
		17	18	19
T1 W7				
		24	25	26
T1 W8				
To Do				

Thursday	Friday	Saturday / Sunday
		1
		2
6	7	8
13	14	9
		15
20	21	16
		22
27	28	23
Reminder		

MARCH 2025

		Monday	Tuesday	Wednesday
T1 W8 / T2 W2	31	<i>Hari Raya Puasa[^]</i>		
	3			
T1 W9				
T1 W10	10	11	12	
T1 BREAK	17	18	19	
T2 W1	24	25	26	
To Do				

Thursday	Friday	Saturday / Sunday
	<i>Respect for ourselves guides our morals, respect for others guides our manners.</i> <i>Laurence Sterne</i>	1
		2
6	7	8
13	14	9
20	21	15
27	28	16
20	21	22
27	28	23
27	28	29
		30
Reminder		

APRIL 2025

		Monday	Tuesday	Wednesday
T2 W2		<p><i>You may have to fight a battle more than once to win it</i></p> <p><i>Margaret Thatcher</i></p>	1	2
		7	8	9
T2 W3				
T2 W4		14	15	16
T2 W5		21	22	23
T2 W6		28	29	30
To Do				

Thursday	Friday	Saturday / Sunday	
3	4	5	
		6	
10	11	12	
		13	
17	18 <i>Good Friday</i>	19	
		20	
24	25	26	
		27	
Reminder			

MAY 2025

		Monday	Tuesday	Wednesday
T2 W6		<p><i>Be thankful for what you have; you'll end up having more. If you concentrate on what you don't have, you will never, ever have enough.</i></p> <p style="text-align: right;"><i>Oprah Winfrey</i></p>		
	T2 W7	5	6	7
		12 <i>Vesak Day</i>	13	14
	T2 W8	19	20	21
		26	27	28
T2 W9		To Do		
T2 W10				

Thursday	Friday	Saturday / Sunday	
1 <i>Labour Day</i>	2	3	4
8	9	10	11
15	16	17	18
22	23	24	25
29	30	31	
Reminder			

JUNE 2025

	Monday	Tuesday	Wednesday
T2 BREAK/T3W1	30		
T2 BREAK	2	3	4
T2 BREAK	9	10	11
T2 BREAK	16	17	18
T2 BREAK	23	24	25
To Do			

Thursday	Friday	Saturday / Sunday
	<p><i>Don't be afraid to give up the good to go for the great.</i></p> <p><i>John D. Rockefeller</i></p>	<p>1</p>
5	6	<p>7 <i>Hari Raya Haji^</i></p> <p>8</p>
12	13	<p>14</p> <p>15</p>
19	20	<p>21</p> <p>22</p>
26	27	<p>28</p> <p>29</p>
Reminder		

JULY 2025

		Monday	Tuesday	Wednesday			
T3 W1		<i>Responsibility means being trusted to do what's right — even when no one is watching.</i> <i>Unknown</i>	1	2			
	T3 W2	7	<i>School Holiday</i>	8	9		
		T3 W3	14		15	16	
			T3 W4	21		22	23
				T3 W5	28		29
To Do							

Thursday	Friday	Saturday / Sunday	
3	4	5	6
		12	13
10	11	19	20
		26	27
17	18		
24	25		
31			
Reminder			

AUGUST 2025

		Monday	Tuesday	Wednesday
T3 W5		<i>Respect is how you treat everyone, not just those you want to impress.</i> <i>Richard Branson</i>		
		4	5	6
T3 W6				
T3 W7		11 <i>School Holiday</i>	12	13
T3 W8		18	19	20
T3 W9		25	26	27
To Do				

Thursday	Friday	Saturday / Sunday
	1	2
		3
7	8	9 <i>National Day</i>
14	15	10
21	22	16
28	29	17
Reminder		23
		24
		30
		31

SEPTEMBER 2025

		Monday	Tuesday	Wednesday
T3 W10 T3 BREAK T4 W1 T4 W2 T4 W3	1	<i>School Holiday</i>	2	3
	8		9	10
	15		16	17
	22		23	24
	29		30	
To Do				

Thursday	Friday	Saturday / Sunday
4	5 <i>Teachers' Day</i>	6
11	12	7
18	19	13
25	26	14
	<i>Excellence is not a skill, it's an attitude.</i> <i>Ralph Marston</i>	20
		21
		27
		28
Reminder		

OCTOBER 2025

		Monday	Tuesday	Wednesday
T4 W3		<p><i>Difficulties in life are intended to make us better, not bitter.</i></p> <p><i>Dan Reeves</i></p>		1
		6	7	8
T4 W4				
		13 <i>School Holiday</i>	14	15
T4 W5				
		20 <i>Deepavali</i>	21	22
T4 W6				
		27	28	29
T4 W7				
To Do				

Thursday	Friday	Saturday / Sunday	
2	3	4	
		5	
9	10	11	
		12	
16	17	18	
		19	
23	24	25	
		26	
30	31		
Reminder			

NOVEMBER 2025

	Monday	Tuesday	Wednesday
T4 W7	<p><i>Caring for myself is not self-indulgence, it is self-preservation.</i></p> <p><i>Audre Lorde</i></p>		
T4 W8	3	4	5
T4 W9	10	11	12
T4 W10	17	18	19
School Hols	24	25	26
To Do			

Thursday	Friday	Saturday / Sunday	
		1	
		2	
6	7	8	
		9	
13	14	15	
		16	
20	21	22	
		23	
27	28	29	
		30	
Reminder			

DECEMBER 2025

	Monday	Tuesday	Wednesday
School Hols	1	2	3
School Hols	8	9	10
School Hols	15	16	17
School Hols	22	23	24
School Hols	29	30	31
To Do			

Thursday	Friday	Saturday / Sunday
4	5	6
11	12	7
18	19	13
25 <i>Christmas Day</i>	26	14
	<p><i>The more you practice gratitude, the more things you will have to be grateful for.</i></p> <p style="text-align: right;"><i>Zig Ziglar</i></p>	20
		21
		27
		28
Reminder		

JUNYUAN CHAMP HBL Routine

CHECK FOR INSTRUCTIONS

1. Click on the Gmail app. Check your students.edu.sg (Student ICON) email for notifications of announcement or work on Google Classroom.

2. Go to Google Classroom. Read the instructions. Your teacher would have given your HBL work in Google Classroom or given you a link to click on if the work is not on Google Classroom.



HELP YOURSELF FOCUS ON YOUR WORK

1. Put your phone away so that you are not tempted to reply messages or check social media accounts or watch online videos.

2. Every assignment is created such that you should only take 50 minutes to complete it. Set aside that 50 minutes to do the work. Remind yourself that you can have a 10 - 15 minutes break after each assignment. Set a timer or alarm and keep your mind on the assignment.



ASK FOR HELP, IF NEED TO

1. You are not alone when you are doing your HBL. When you are not sure of what to do or you get stuck in the assignment, use the Chat or Email function in Google Classroom. You can ask your classmates or your teacher. All problems can be solved. Do not give up!



Teachers' Email



Account Reset



MAKE SURE YOU FINISH ALL THE WORK

1. Read the instructions carefully and do the HBL assignment as best as you can. Do not stop halfway. Finish the work for each subject within the time limit.

2. The work given will be used in the classroom lessons or for the teacher to check if you had understood the lesson. Not finishing the work will lead to time wasted.



PRESS THE 'HAND IN' OR 'SUBMIT' BUTTON!

1. Remember to save and submit your work so that your teacher can give you feedback or mark your assignment.




SAVE AND SORT YOUR WORK INTO FOLDERS

1. Organise your HBL work and notes into subject folders so that it is easier for you to find them later when you are revising for tests and exams.



grow ME



“

SET **SMART** GOALS!

SPECIFIC *state the details*

MEASURABLE *how to know when you have achieved your goal?*

ACHIEVABLE *neither too easy nor too difficult*

RELEVANT *it must be worthwhile!*

TIME-BOUND *set an end date*

”

GOAL

CURRENT **V**EALITY

WHERE IS YOUR
START
POINT?



What are some ways to get to my destination?

OPTIONS

- _____
- _____
- _____
- _____


WAY FORWARD

- _____
- _____
- _____
- _____

Commit to some actions!

 **TAKE
ACTION**

grow ME



“

SET **SMART** GOALS!

SPECIFIC *state the details*

MEASURABLE *how to know when you have achieved your goal?*

ACHIEVABLE *neither too easy nor too difficult*

RELEVANT *it must be worthwhile!*

TIME-BOUND *set an end date*

”

GOAL

CURRENT **V**EALITY

WHERE IS YOUR
START
POINT?



What are some ways to get to my destination?

OPTIONS

- _____
- _____
- _____
- _____

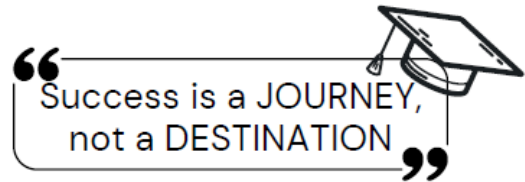
WAY FORWARD

- _____
- _____
- _____
- _____

Commit to some actions!

 **TAKE
ACTION**

Target Setting 2025



Subject	Current Grade	Target Grade	WA 1	WA 2	WA 3	EOY

- 1) These targets are important to me because _____

- 2) To reach my goals, I need to _____

- 3) The benefits of achieving my targets are _____

- 4) The consequences of not achieving my targets are _____

Looking back and Planning ahead

Based on WA 1:

1 thing that worked well

2 areas that I want to work on

3 steps / actions that I can take

Based on WA 2:

1 thing that worked well

2 areas that I want to work on

3 steps / actions that I can take

Based on WA 3:

1 thing that worked well

2 areas that I want to work on

3 steps / actions that I can take

Based on End of Year:

1 thing that worked well

2 areas that I want to work on

3 steps / actions that I can take

Weighted Assessment 1

Subject	Date	Topics / Tasks
		<input type="checkbox"/> _____ <input type="checkbox"/> _____ <input type="checkbox"/> _____ <input type="checkbox"/> _____
		<input type="checkbox"/> _____ <input type="checkbox"/> _____ <input type="checkbox"/> _____ <input type="checkbox"/> _____
		<input type="checkbox"/> _____ <input type="checkbox"/> _____ <input type="checkbox"/> _____ <input type="checkbox"/> _____
		<input type="checkbox"/> _____ <input type="checkbox"/> _____ <input type="checkbox"/> _____ <input type="checkbox"/> _____
		<input type="checkbox"/> _____ <input type="checkbox"/> _____ <input type="checkbox"/> _____ <input type="checkbox"/> _____
		<input type="checkbox"/> _____ <input type="checkbox"/> _____ <input type="checkbox"/> _____ <input type="checkbox"/> _____
		<input type="checkbox"/> _____ <input type="checkbox"/> _____ <input type="checkbox"/> _____ <input type="checkbox"/> _____
		<input type="checkbox"/> _____ <input type="checkbox"/> _____ <input type="checkbox"/> _____ <input type="checkbox"/> _____
		<input type="checkbox"/> _____ <input type="checkbox"/> _____ <input type="checkbox"/> _____ <input type="checkbox"/> _____

TERMLY REFLECTION *Journal*

How did I feel this term?

Best moments of the term

1

2

3

This term I am thankful for

1

2

3

4

5

Biggest challenges

Next term I am looking forward to

Weighted Assessment 2

Subject	Date	Topics / Tasks
		<input type="checkbox"/> _____ <input type="checkbox"/> _____ <input type="checkbox"/> _____ <input type="checkbox"/> _____
		<input type="checkbox"/> _____ <input type="checkbox"/> _____ <input type="checkbox"/> _____ <input type="checkbox"/> _____
		<input type="checkbox"/> _____ <input type="checkbox"/> _____ <input type="checkbox"/> _____ <input type="checkbox"/> _____
		<input type="checkbox"/> _____ <input type="checkbox"/> _____ <input type="checkbox"/> _____ <input type="checkbox"/> _____
		<input type="checkbox"/> _____ <input type="checkbox"/> _____ <input type="checkbox"/> _____ <input type="checkbox"/> _____
		<input type="checkbox"/> _____ <input type="checkbox"/> _____ <input type="checkbox"/> _____ <input type="checkbox"/> _____
		<input type="checkbox"/> _____ <input type="checkbox"/> _____ <input type="checkbox"/> _____ <input type="checkbox"/> _____
		<input type="checkbox"/> _____ <input type="checkbox"/> _____ <input type="checkbox"/> _____ <input type="checkbox"/> _____
		<input type="checkbox"/> _____ <input type="checkbox"/> _____ <input type="checkbox"/> _____ <input type="checkbox"/> _____

TERMLY REFLECTION *Journal*

How did I feel this term?

Best moments of the term

1

2

3

This term I am thankful for

1

2

3

4

5

Biggest challenges

Next term I am looking forward to

Weighted Assessment 3

Subject	Date	Topics / Tasks
		<input type="checkbox"/> _____ <input type="checkbox"/> _____ <input type="checkbox"/> _____ <input type="checkbox"/> _____
		<input type="checkbox"/> _____ <input type="checkbox"/> _____ <input type="checkbox"/> _____ <input type="checkbox"/> _____
		<input type="checkbox"/> _____ <input type="checkbox"/> _____ <input type="checkbox"/> _____ <input type="checkbox"/> _____
		<input type="checkbox"/> _____ <input type="checkbox"/> _____ <input type="checkbox"/> _____ <input type="checkbox"/> _____
		<input type="checkbox"/> _____ <input type="checkbox"/> _____ <input type="checkbox"/> _____ <input type="checkbox"/> _____
		<input type="checkbox"/> _____ <input type="checkbox"/> _____ <input type="checkbox"/> _____ <input type="checkbox"/> _____
		<input type="checkbox"/> _____ <input type="checkbox"/> _____ <input type="checkbox"/> _____ <input type="checkbox"/> _____
		<input type="checkbox"/> _____ <input type="checkbox"/> _____ <input type="checkbox"/> _____ <input type="checkbox"/> _____
		<input type="checkbox"/> _____ <input type="checkbox"/> _____ <input type="checkbox"/> _____ <input type="checkbox"/> _____

TERMLY REFLECTION *Journal*

How did I feel this term?

Best moments of the term

1

2

3

This term I am thankful for

1

2

3

4

5

Biggest challenges

Next term I am looking forward to

End of Year Exam

Subject	Date	Topics / Tasks
		<input type="checkbox"/> _____ <input type="checkbox"/> _____ <input type="checkbox"/> _____ <input type="checkbox"/> _____
		<input type="checkbox"/> _____ <input type="checkbox"/> _____ <input type="checkbox"/> _____ <input type="checkbox"/> _____
		<input type="checkbox"/> _____ <input type="checkbox"/> _____ <input type="checkbox"/> _____ <input type="checkbox"/> _____
		<input type="checkbox"/> _____ <input type="checkbox"/> _____ <input type="checkbox"/> _____ <input type="checkbox"/> _____
		<input type="checkbox"/> _____ <input type="checkbox"/> _____ <input type="checkbox"/> _____ <input type="checkbox"/> _____
		<input type="checkbox"/> _____ <input type="checkbox"/> _____ <input type="checkbox"/> _____ <input type="checkbox"/> _____
		<input type="checkbox"/> _____ <input type="checkbox"/> _____ <input type="checkbox"/> _____ <input type="checkbox"/> _____
		<input type="checkbox"/> _____ <input type="checkbox"/> _____ <input type="checkbox"/> _____ <input type="checkbox"/> _____
		<input type="checkbox"/> _____ <input type="checkbox"/> _____ <input type="checkbox"/> _____ <input type="checkbox"/> _____

TERMLY REFLECTION

Journal

How did I feel this term?

Best moments of the term

1

2

3

This term I am thankful for

1

2

3

4

5

Biggest challenges

Next term I am looking forward to

At a glance . . .

Semester 1

Subject	TG	Venue	Subject Teacher
English Language			
Mother Tongue			
Mathematics			
Science			

Semester 2

Subject	TG	Venue	Subject Teacher
English Language			
Mother Tongue			
Mathematics			
Science			